

Winter 2025 Quarterly Report

Computer Lab Management

Prepared by Tim Leamy

Computer Lab Management (CLM) operates 23 computer rooms across the UC Davis campus. These consist of 18 computer classrooms and 5 open access labs with a total of 663 computers. CLM also manages seven departmental computer rooms with 142 computers for the UC Davis Language Center and The Arts Admin Group.

Some of the significant items from Winter 2025 include:

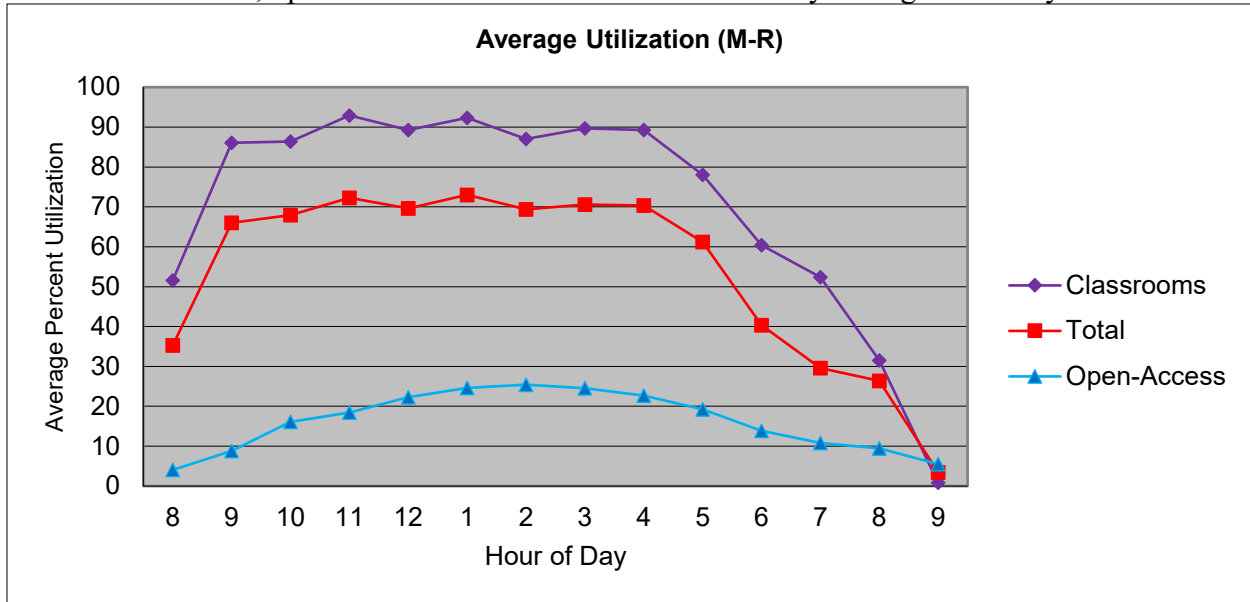
- Overall logins and unique users decreased slightly from average 22-23 & 23-24 levels. We believe this is partially due to closure of our largest open access lab in 2101 SCC over Summer 2024. The total number of basic open access seats decreased from 134 in Fall 2022 to 55 in Fall 2024.
 - Utilization of the Media Lab has dropped after moving it from SCC to Hutchison. Based on student comments we believe that many don't know the new locations despite the signs, etc. We plan to work with faculty to add info to their syllabi.
- As part of the Cybersecurity Mandate 2025 CLM installed Trellix on all computers over Spring Break.
- CLM conducted a student survey about computer room use. The results are posted at <https://computerrooms.ucdavis.edu/pubs/survey/student-w2025.html>.
 - Laptop and smartphone ownership are close to universal (over 95%).
 - Classes held in computer classrooms and printing appears to be the primary reason students use the computer rooms
 - Most students have multiple devices (not including smartphones). 22.4% of students own both a desktop & laptop and 62.7% own both a laptop & tablet.

Statistical Summary

Utilization

Overall computer room utilization

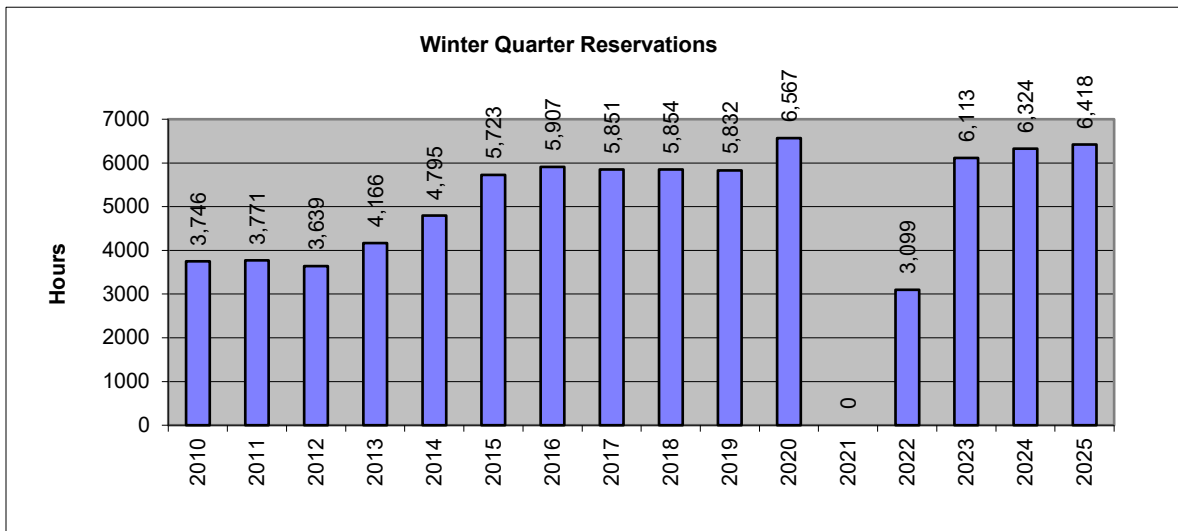
Computer Lab Management operates 23 computer rooms at UC Davis. The graph below shows average utilization for classrooms, open access labs and all rooms for Monday through Thursday.



Classroom utilization was relatively high (averaging 90% 9am to 5pm). Open access utilization is much lower.

Class Use

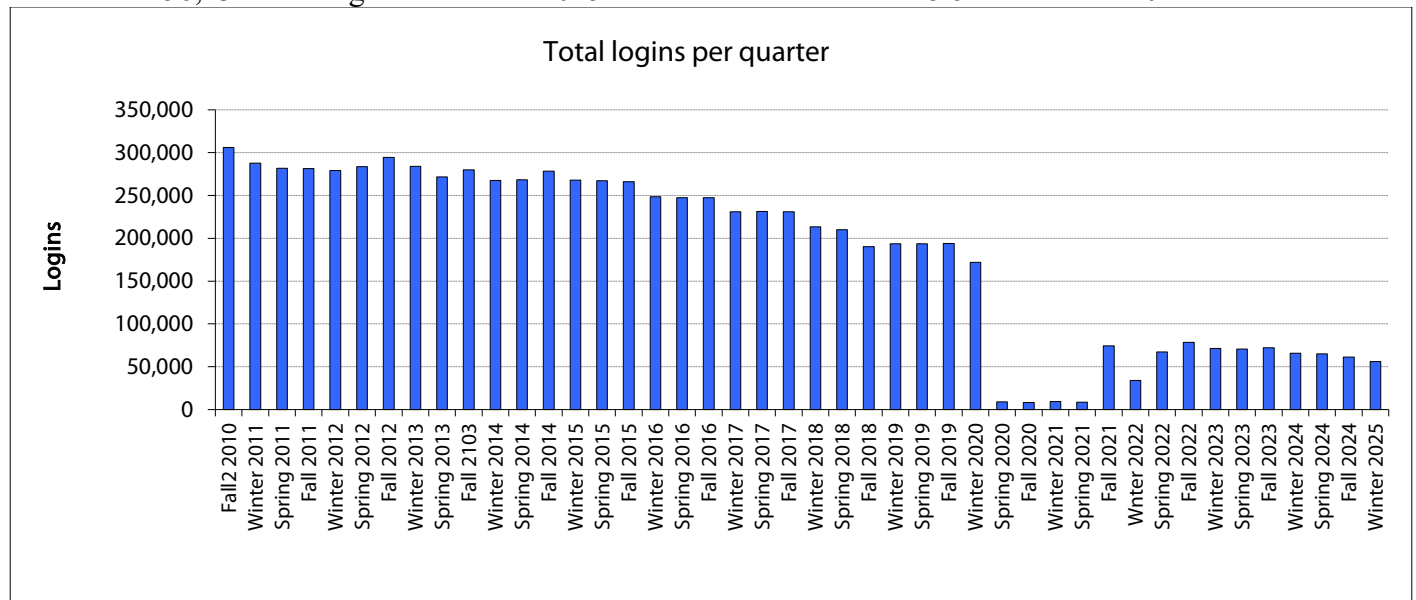
During Winter 2025 there were 6418 class hours reserved in the computer classrooms. The class hours were originally higher, but there were 430 hours of cancellations.



In addition, there were 314 class software installs and 7 class folders created during Winter 2025. Since most faculty have shifted to Canvas, the number of class folders per quarter has dropped dramatically.

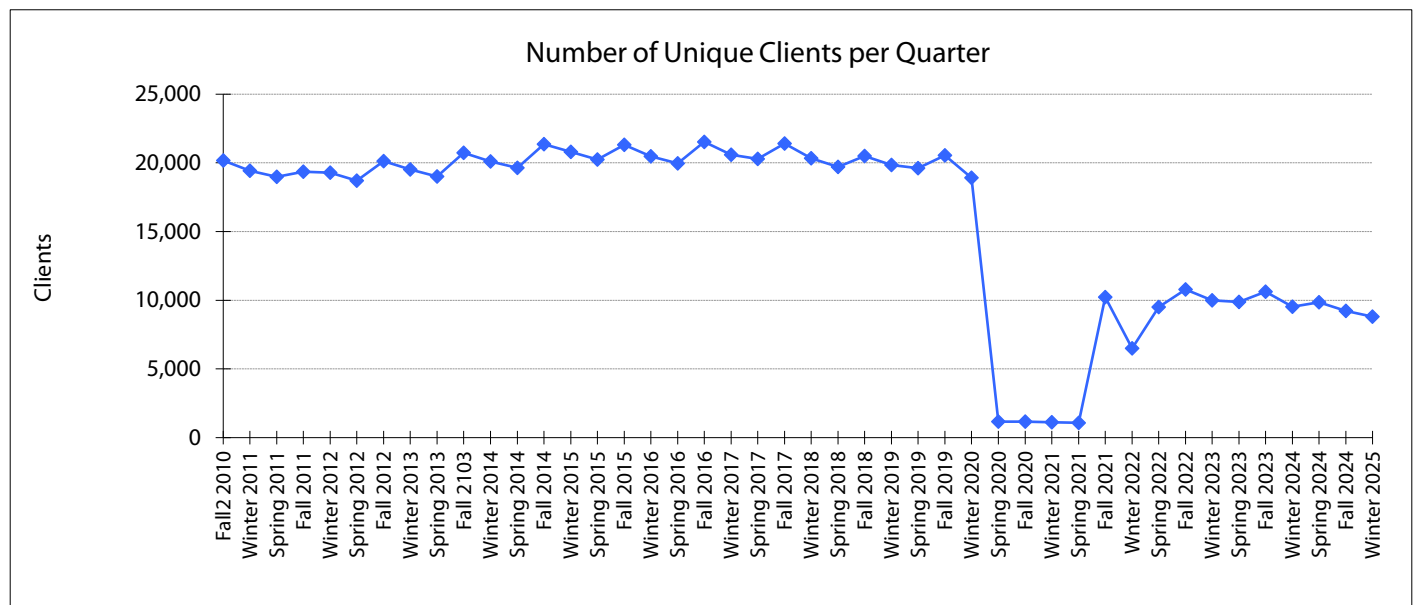
Number of Logins

There were 56,134 total logins in Winter 2025. This was a decrease of 8.6% from Fall 2024.



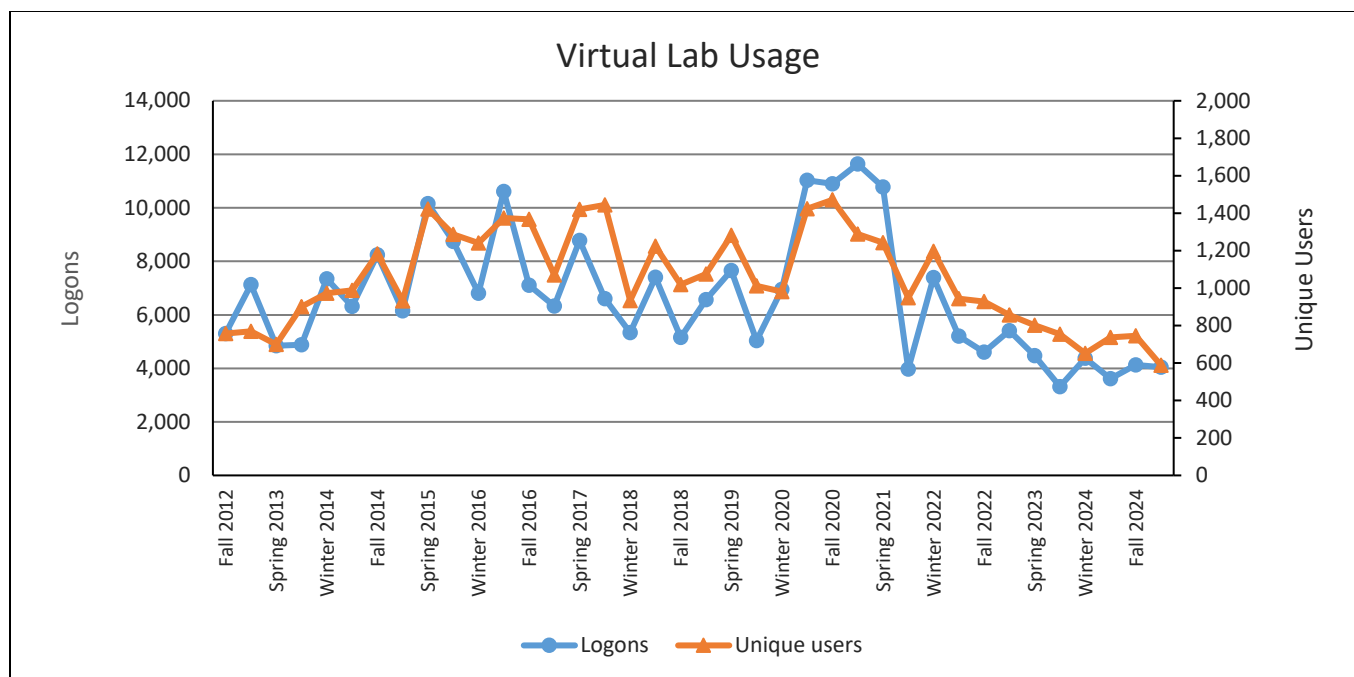
Unique Users

The number of unique clients dropped to 8,796 in Winter 2025. 8,547 (97.2%) of the unique clients were students.



Virtual Lab Users

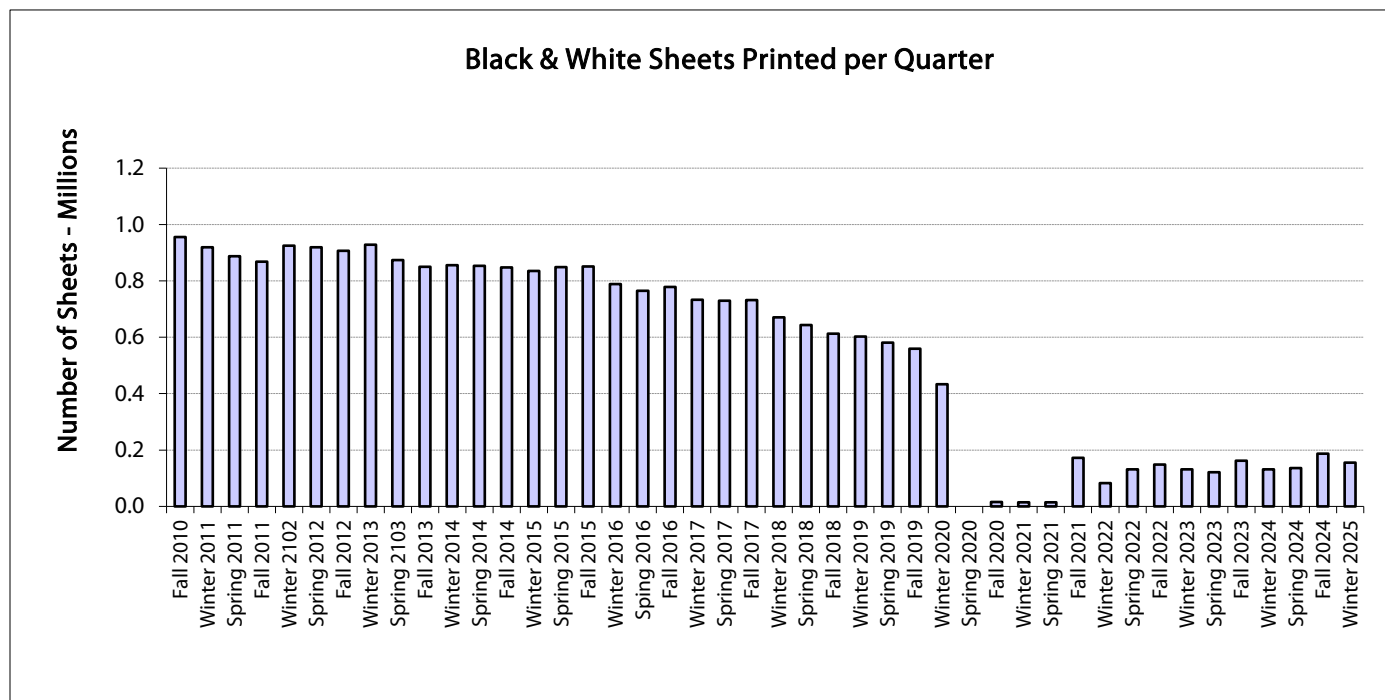
The IET Virtual Lab was used 4,045 times by 588 unique clients.



There were 828 denied connections to the virtual lab since there were no free stations.

Printing

There were 155,521 total sheets printed in Winter 2025.



There were 7,446 color pages printed.

