

# Summer 2024 Quarterly Report

## Computer Lab Management

Prepared by Tim Leamy

---

Computer Lab Management (CLM) operates 23 computer rooms across the UC Davis campus. These consist of 18 computer classrooms and 5 open access labs with a total of 663 installed stations. CLM also manages six departmental computer rooms with 130 installed stations for the UC Davis Language Center and The Arts Admin Group.

Some of the significant items from Summer 2024:

- Overall usage was roughly the same as Summer 2023. However, it appears compared to pre-pandemic a significant number of classes shifted to remote instruction which reduced logins, printing, etc.
- CLM moved the IET Media Lab to 78 Hutchison and closed the computer room in 2101 SCC. Student Affairs plans to use 2101SCC for other student services at the Student Community Center. We also set up a station for a Computer Room Consultant outside 2102 SCC to support the classes in 2102 & 2103 SCC.
- CLM Installed new Mac Mini computers with M2 processor, 8GB RAM, 256GB SSD, and Dell P2222H monitors in:
  - 90A Shields
  - 90B Shields
  - 91 Shields
  - 2214 TLC
  - 1 Olson
  - 15 Olson
  - 21 Olson
  - 27 Olson
- CLM upgraded software in the computer rooms, including:
  - macOS Sonoma 14.6.1
  - R 4.4.1 & RStudio 2024.04.2
  - Python 3.12.4
  - Matlab R2024a
  - Converted all printing to the new PaperCut print management system
  - Updated our authentication backend from a homegrown LDAP system based on the ILAB permit to standard campus Active Directory AD3 permit
- CLM held its annual training Boot Camp for student employees. Staff and veteran students organized and led the five-day event. Fifty student employees attended the event held in late September. The event provided classes on customer service, technical issues, and supporting instruction to better prepare our employees to serve our academic community.

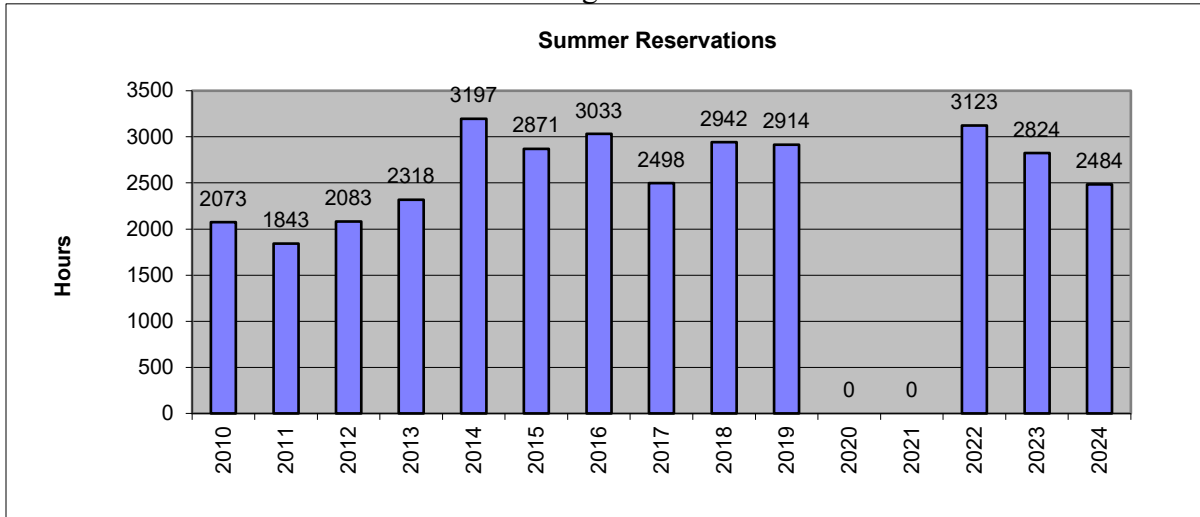
# Summer 2024 Statistical Summary

## Utilization

### Class Use

During Summer 2023 we had 2,484.25 class hours reserved. The class hours were originally higher, but there were 768 hours of class cancellations.

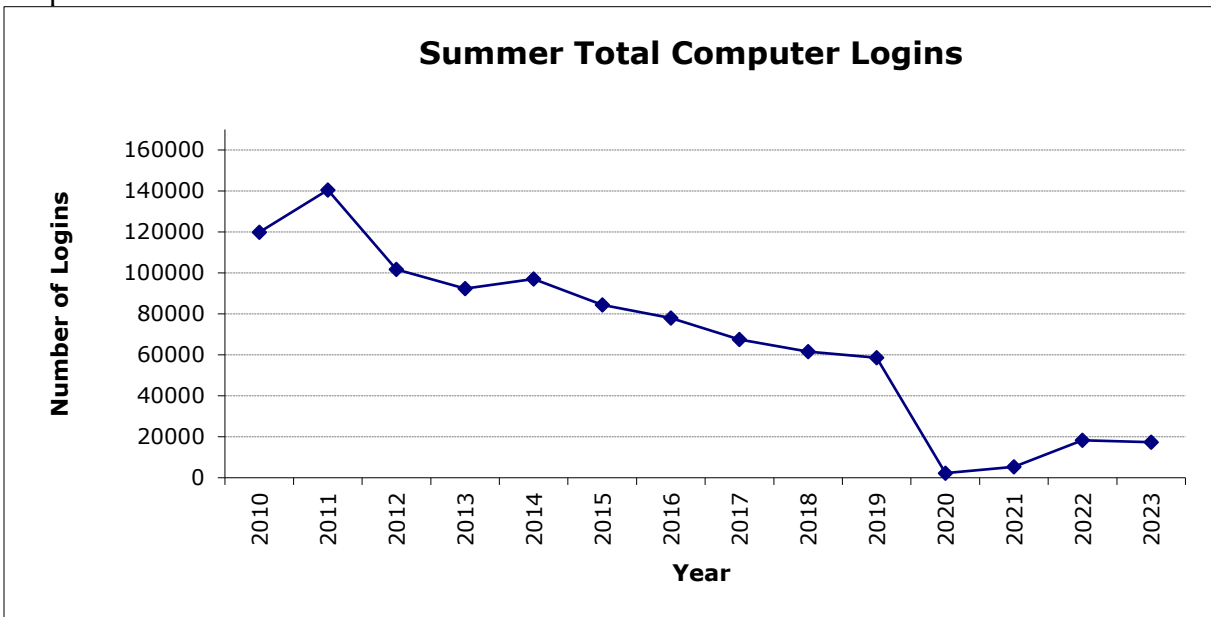
In addition to Summer Session classes, CLM reserves many non-academic classes in the computer classrooms. There was a total of 8 hours of recharge classes.



There were also 259 class software installs and 2 class folders created.

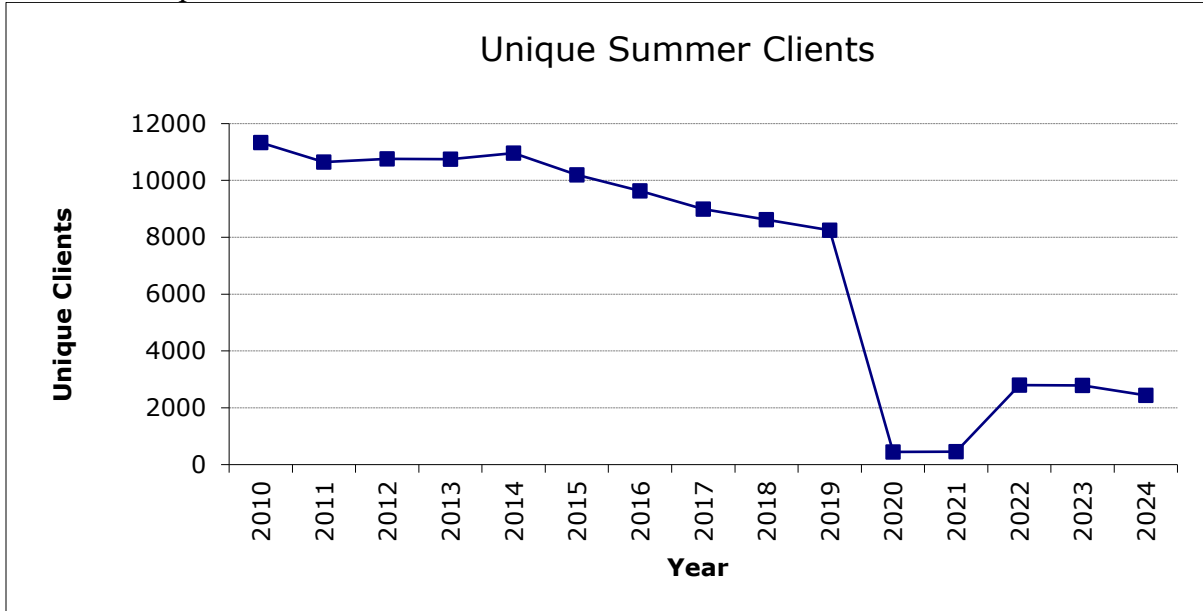
### Number of Logins and Users

There were 15,708 total logins during Summer 2024. This was a large drop from earlier years due to the COVID pandemic.



### Unique Users

There were 2,440 unique clients during Summer 2024. Again, this was a large drop from earlier years due to the COVID pandemic.

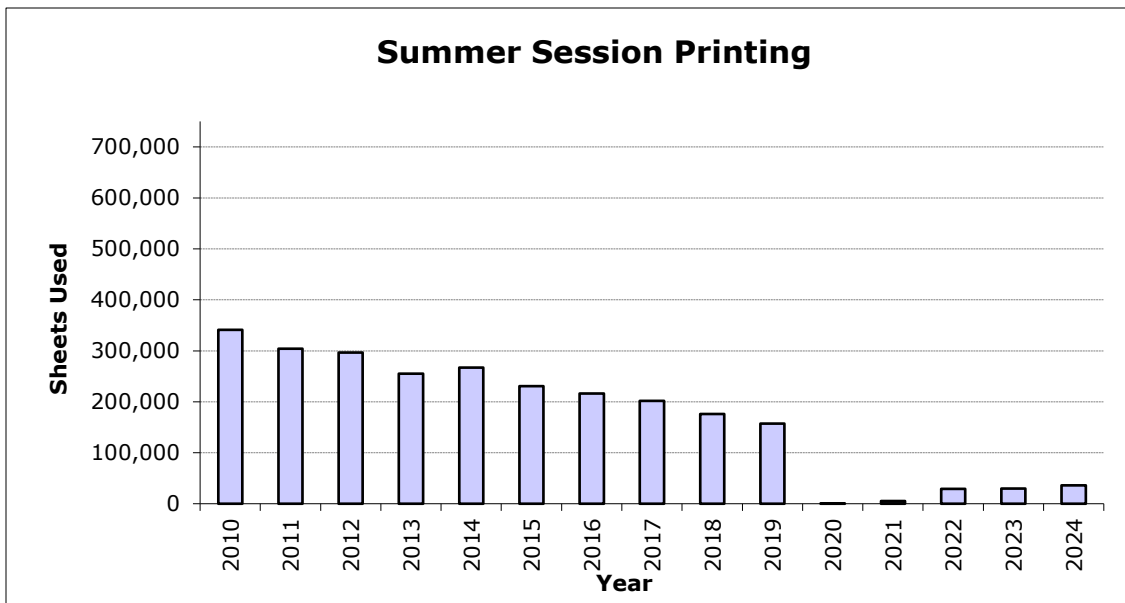


### Virtual Lab Users

The IET Virtual Lab was used 1,040 times by 254 unique clients. These are increased from 867 and 203 in Summer 2023.

### Printing

There were 35,856 total B&W sheets printed in Summer 2024.



In addition, there were 2,394 color pages printed.