

Spring 2020 Quarterly Report

Includes Review of 19-20 Annual Data

Computer Lab Management

Prepared by Tim Leamy

Computer Lab Management (CLM) operates 22 computer rooms across the UC Davis campus. These consist of 15 computer classrooms and 7 open access labs with a total of 668 installed stations. CLM also manages eight departmental computer rooms with 170 installed stations for the UC Davis Language Center and The Arts Admin Group.

Spring 2020 was significantly impacted by the COVID-19 pandemic. It caused huge disruptions and changes to CLM operations:

- All classes were remote, therefore all class sessions in the computer classrooms were cancelled.
- All CLM open-access labs were closed
- CLM greatly expanded the IET Virtual Lab to support remote lab sections
 - We added all the computers in the closed PC computer rooms to available pool.
 - We developed the technology to add Macs to the virtual lab. We created special virtual lab access for classes which required access to the specialized media software the SCC.
 - We installed Google Drive File Stream on all Macs & PCs to make it easier for students to transfer files to/from the IET Virtual Lab.
- CLM also made changes to allow students to access specialized software remotely.
 - We created a website to allow students to register their computers with our Rhino license server and thereby run Rhino on their computers.
 - Worked the vendor to obtain a temporary license for SketchUp so students could install it on their computers.

Spring 2020 Statistical Summary

Utilization

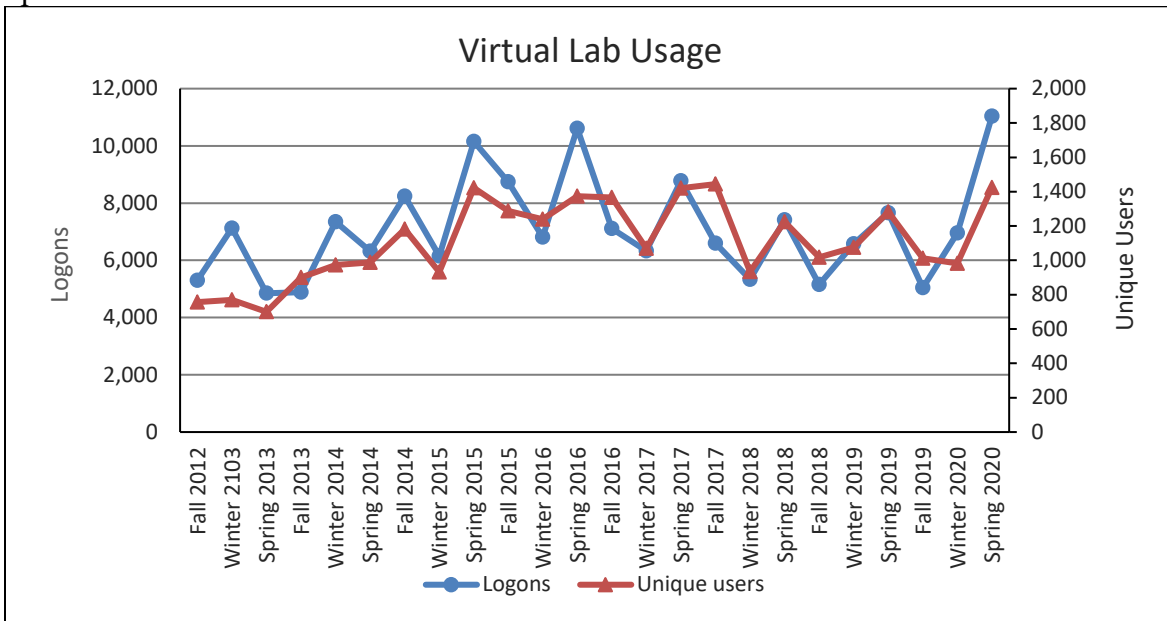
Class Use

All Spring 2020 classes were offered remotely. Prior to the cancellations, there were 6,007 hours of classes reserved in the computer classrooms.

Although there were no in-person classes the various computer rooms were used remotely. There were 209 class software installs and 2 class folders created to support remote classes.

Virtual Lab Users

Since the campus was closed the only access was remotely via the IET Virtual Lab. It was used 11,033 times by 1,424 unique clients. The increase was likely due to classes making use of the Virtual Lab to access specialized software.

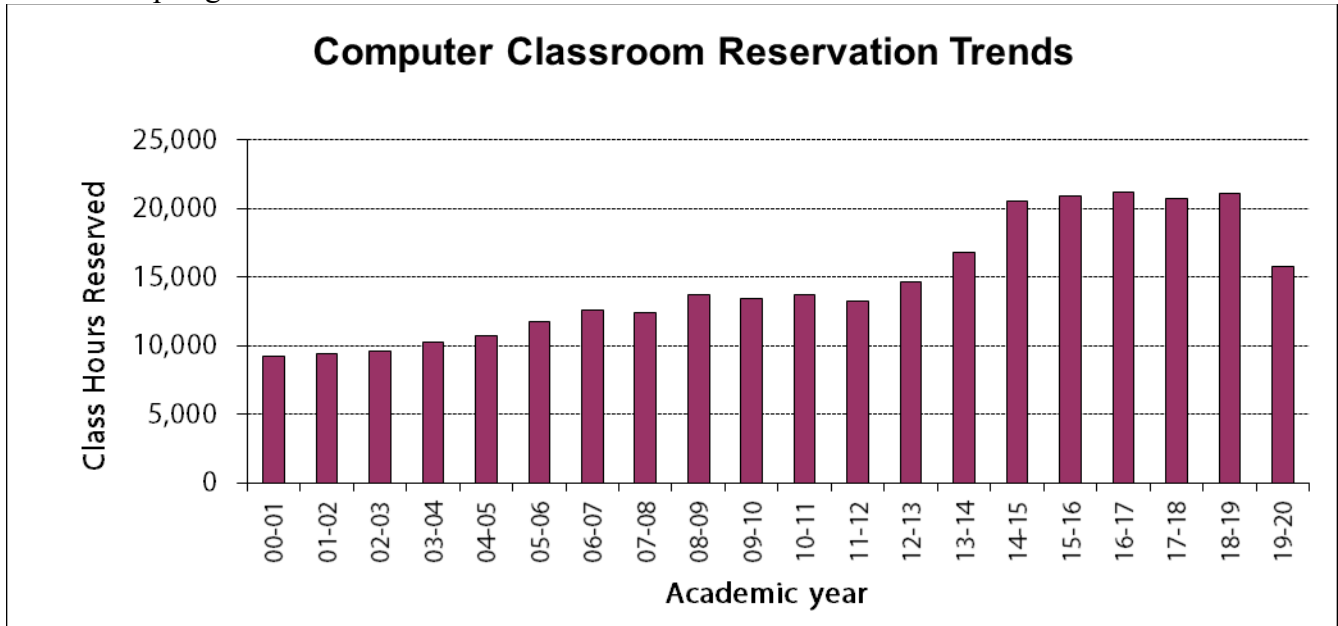


There were 20 denied connections to the virtual lab due to no free stations.

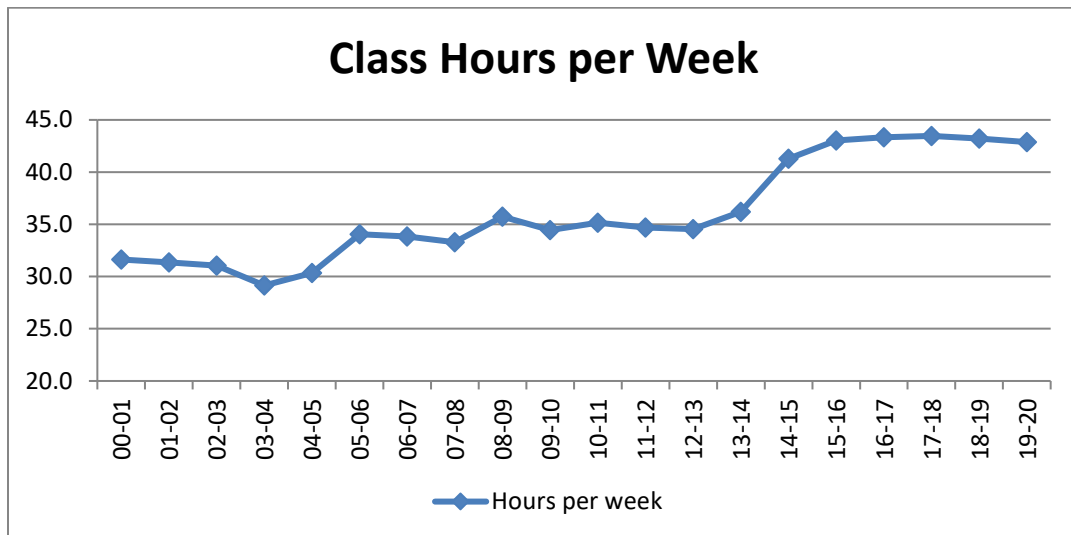
Review of Annual Data

CLM includes annual trends in this quarterly report since Spring quarter is the end of the academic year.

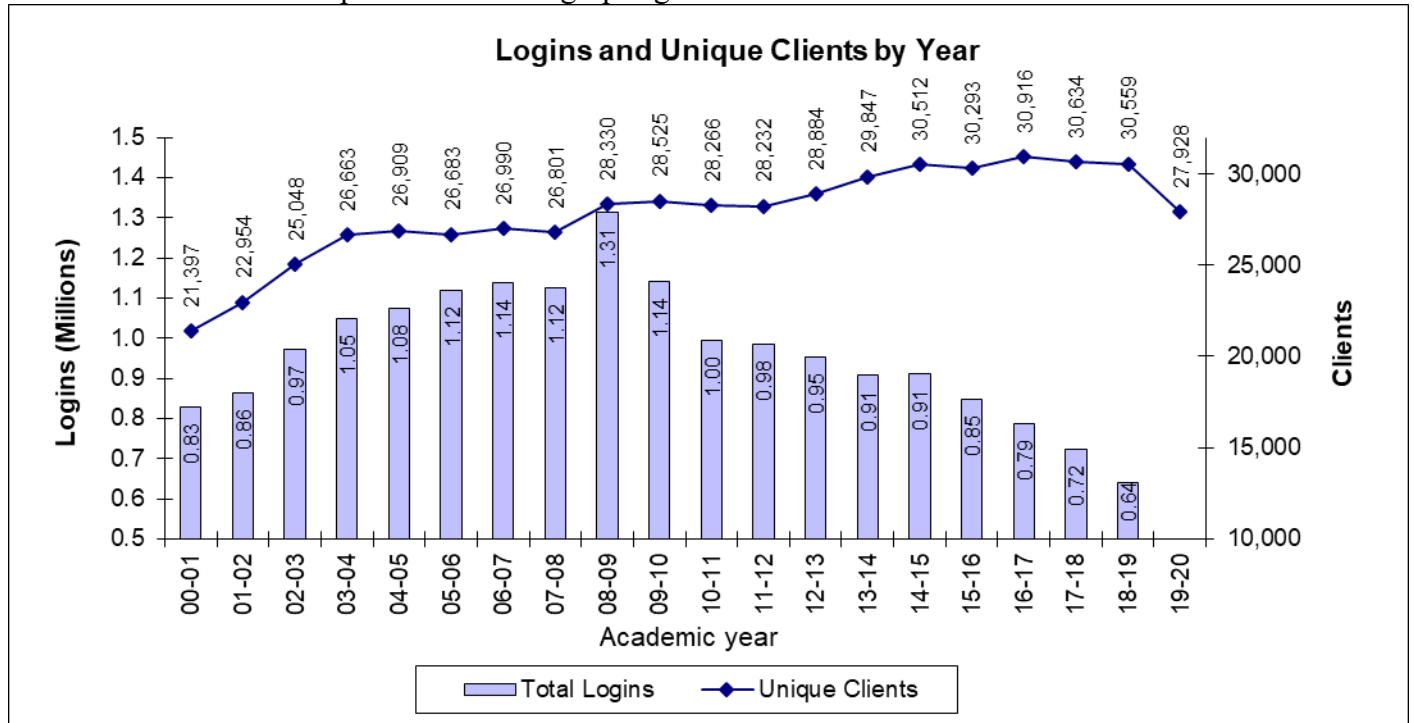
The overall computer classroom reserved hours decreased to 15,774 in 19-20, a decrease of 23%. The decrease was entirely caused by the cancellation of Spring 2020 class sessions. If the previously scheduled Spring sessions were included it would have been an increase of 6% instead.



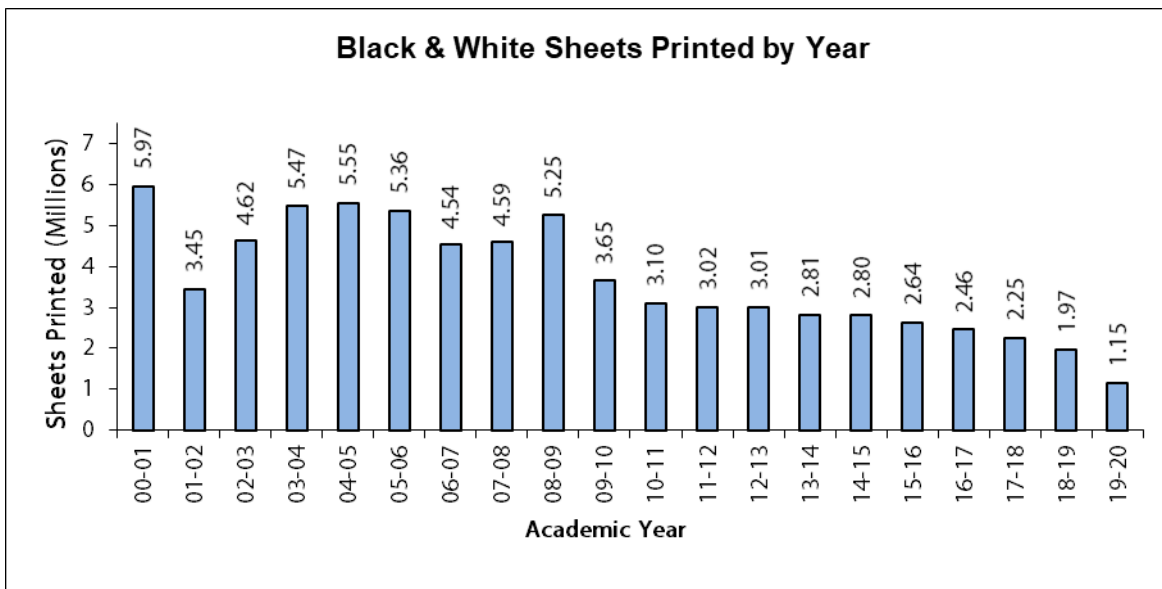
The growth was mostly due to the addition of 3 new classrooms in the SCC and Shields Library over 2012-2014. However, the average number of class hours has also increased significantly to around 43 hours per week during the same period. The need for classrooms has grown so much that faculty and departments are willing to schedule classes at the less desirable times (evenings & Friday afternoon) which were avoided previously.



The total number of logins decreased by 32.2% from 18-19 to 19-20 and the number of unique clients decreased by 8.6%. Although the long term number are trending down we believe a the majority of the decreases are due the campus closure during Spring 2020.



The number of black & white sheets printed decreased by 41.7% to 1,150,540 sheets in 19-20. A large part of the decrease was the campus closure during Spring 2020. The sheets printed per year dropped dramatically after 08-09 due to the printing rate increase in Fall 2009. In recent years the number of sheets printed is slowly trending down.



The number of color pages printed per year grew dramatically from 07-08 through 15-16, but has since somewhat leveled off. The decrease last year was due to the Spring 2020 closure.

