

# Fall 2022 Quarterly Report

## Computer Lab Management

Prepared by Tim Leamy

---

Computer Lab Management (CLM) operates 25 computer rooms across the UC Davis campus. These consist of 19 computer classrooms and 6 open access labs with a total of 773 installed stations. CLM also manages seven departmental computer rooms with 150 installed stations for the UC Davis Language Center and The Arts Admin Group.

Some of the significant items from Fall 2022 include:

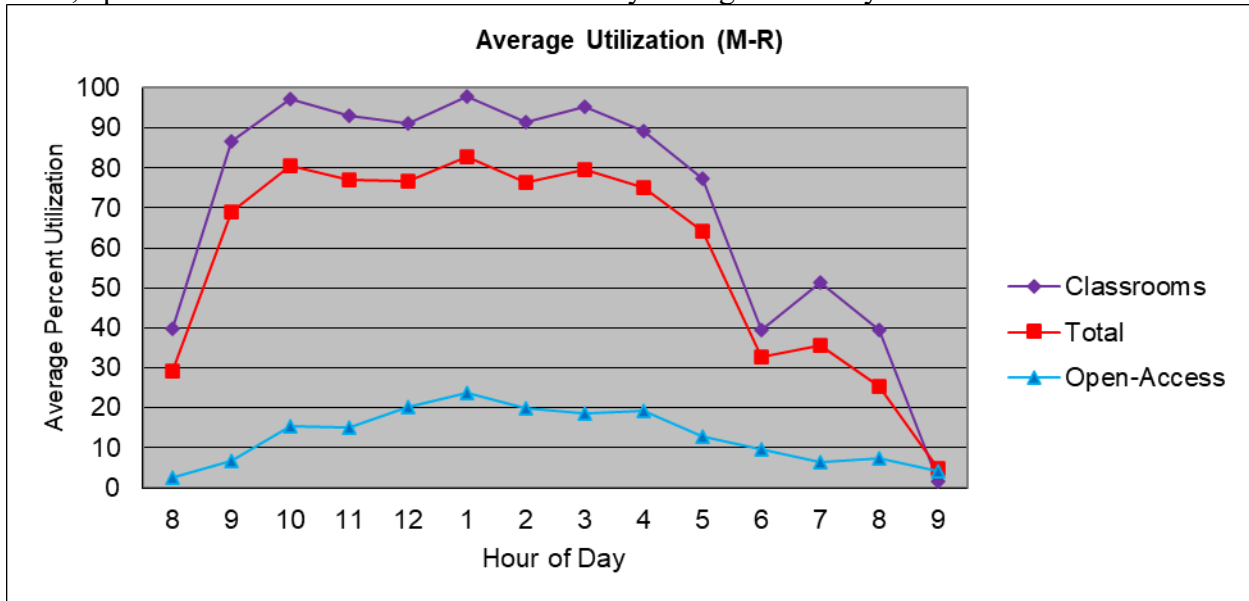
- Overall open-access utilization, logins, and printing increased slightly from 21-22 levels, but were still much lower than pre-pandemic use.
- Total class use jumped to 6,885.5 hours due to the addition of the new TLC classrooms. This is the highest amount in CLM history.
- The wireless printing service saw a huge increase in use post-pandemic. The increase is likely due to the self-serve wireless printing added to the MU Lounge and Shields Basement over Summer 2021.
- CLM made several significant upgrades during Fall quarter and Winter Break:
  - Closed the computer classroom in 0347 Storer after Fall quarter. Therefore we expect total class hours to decrease slightly going forward.
  - Upgraded 90A & 90B Shields and 1, 21, 27, 241 & 247 Olson to Panasonic PT-VMZ71U7 projectors
  - Upgraded 102 Wellman and wireless printing in MU Lounge to HP LaserJet M406 printers
  - Upgraded Macs in 241 & 247 Olson, 102 Wellman, and 2214 TLC to macOS 12 (Monterey)
  - Upgraded to Adobe Creative Cloud 2023
  - Upgraded to Vectorworks 2023
- CLM conducted a faculty survey about computer room use. The results are posted at [https://computerrooms.ucdavis.edu/pubs/survey/faculty\\_f22.html](https://computerrooms.ucdavis.edu/pubs/survey/faculty_f22.html). In general faculty were very pleased with the computer classrooms.

# Statistical Summary

## Utilization

### Overall computer room utilization

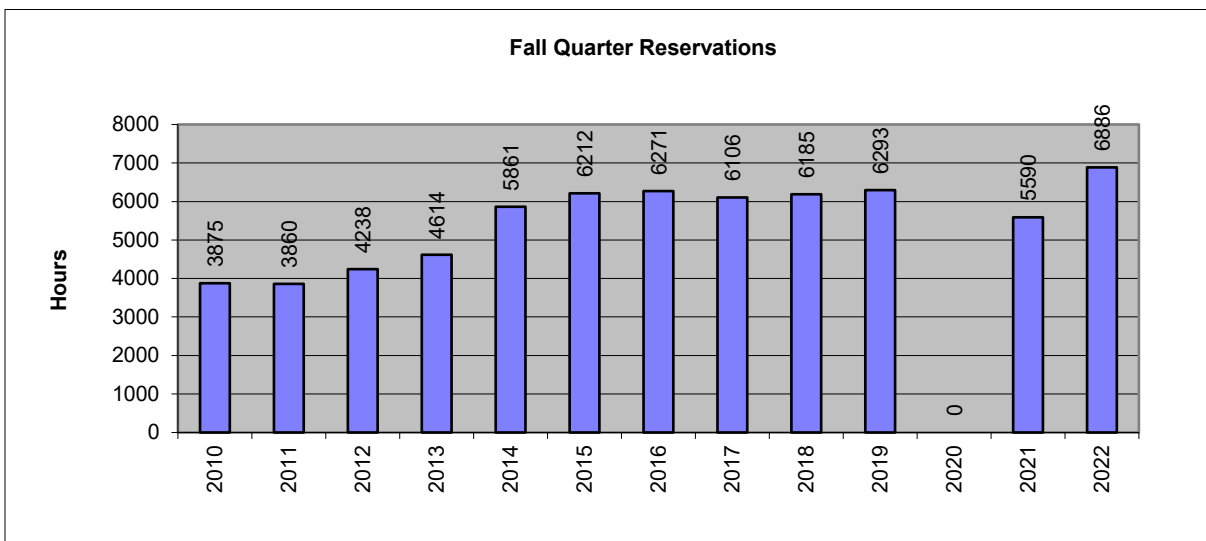
Computer Lab Management operates 25 computer rooms at UC Davis. These computer rooms experience high utilization during peak hours (9:00 am to 6:00 pm). The graph below shows average utilization for classrooms, open-access labs and all rooms for Monday through Thursday.



Classroom use is very high – averaging roughly 90% from 10am to 5pm. Open-access utilization is much lower. The COVID pandemic appears to have caused a large change in student behavior.

### Class Use

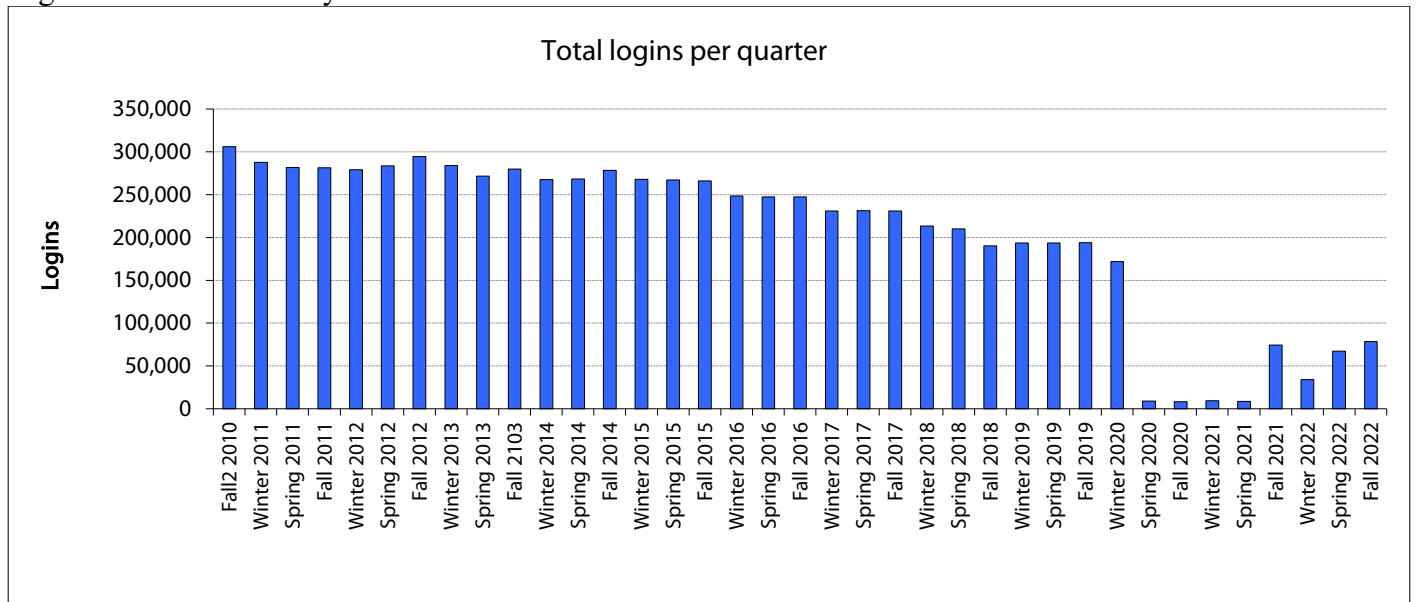
During Fall 2022 there were 6,885.5 class hours reserved in the computer classrooms. This is the highest in CLM history and is due to the new classrooms in the TLC. The class hours were originally higher but there were 652 hours of cancellations.



In addition, there were 221 class software installs and 8 class folders created during Fall 2022. Since most faculty have shifted to Canvas, CLM is no longer making class folder by default for UWP classes. Therefore, the number of class folders per quarter has dropped dramatically.

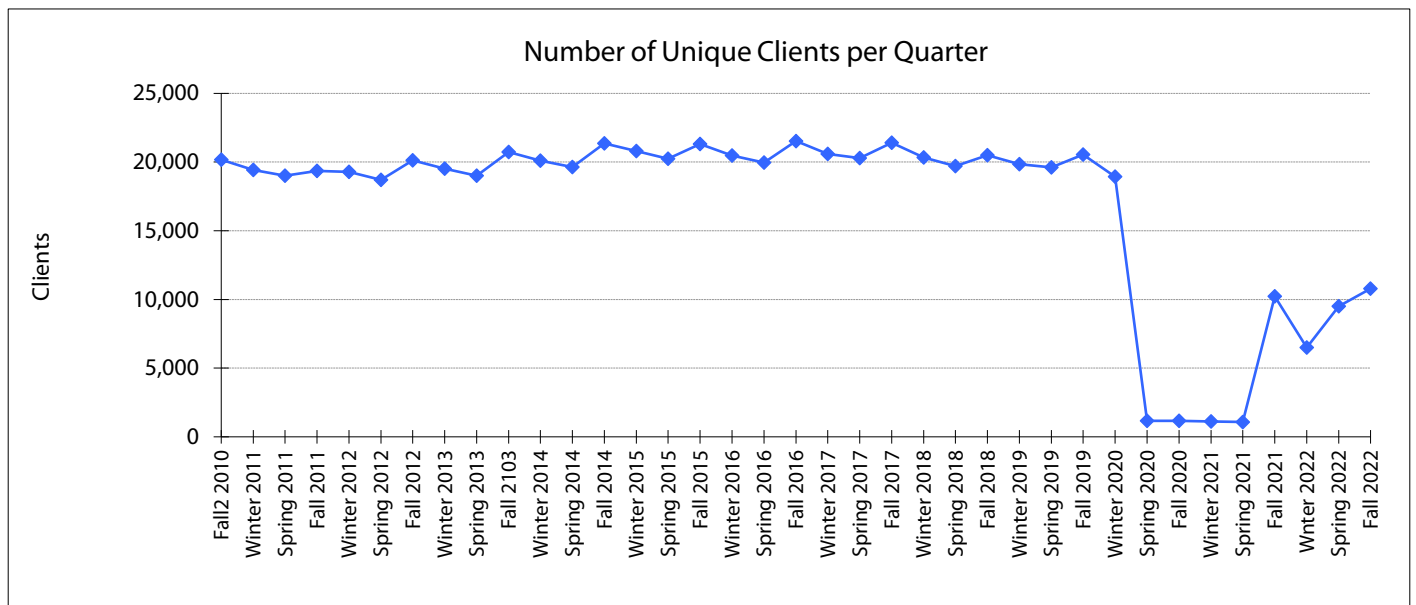
## Number of Logins

There were 78,312 total logins in Fall 2022. This is substantially lower than the pre-COVID numbers, but a slight increase from last year.



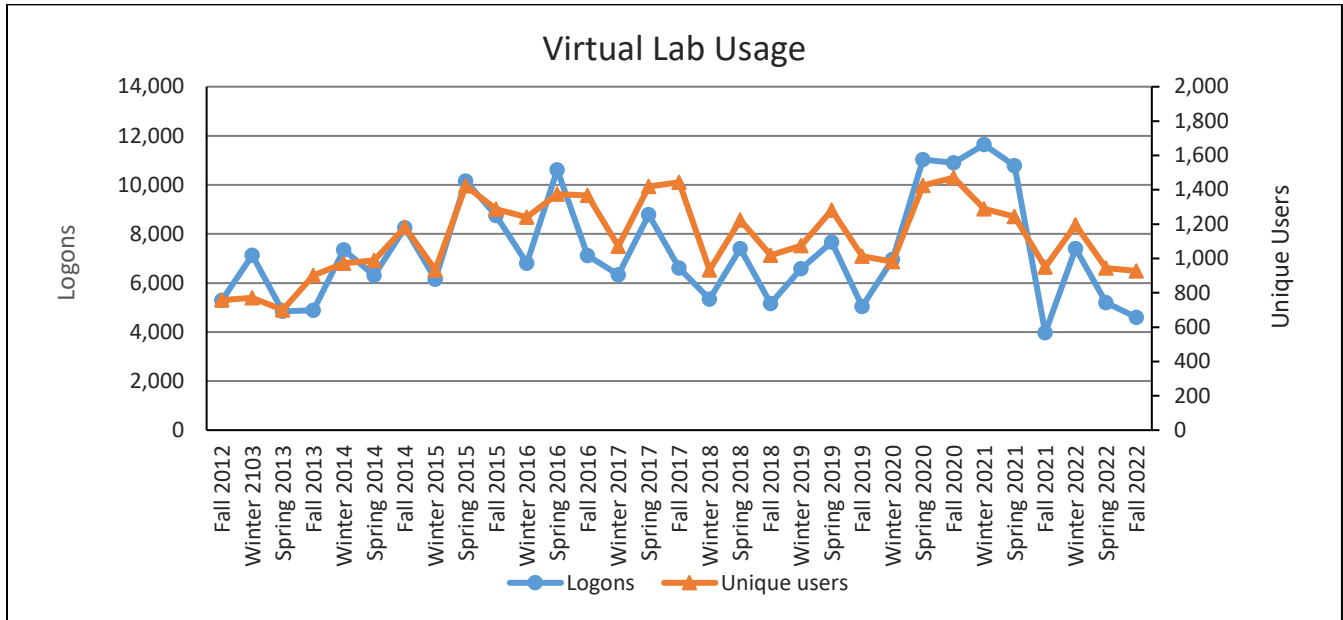
## Unique Users

The number of unique clients increased slightly to 10,787 in Fall 2022. 10,508 (97.4%) of the unique clients were students.



## Virtual Lab Users

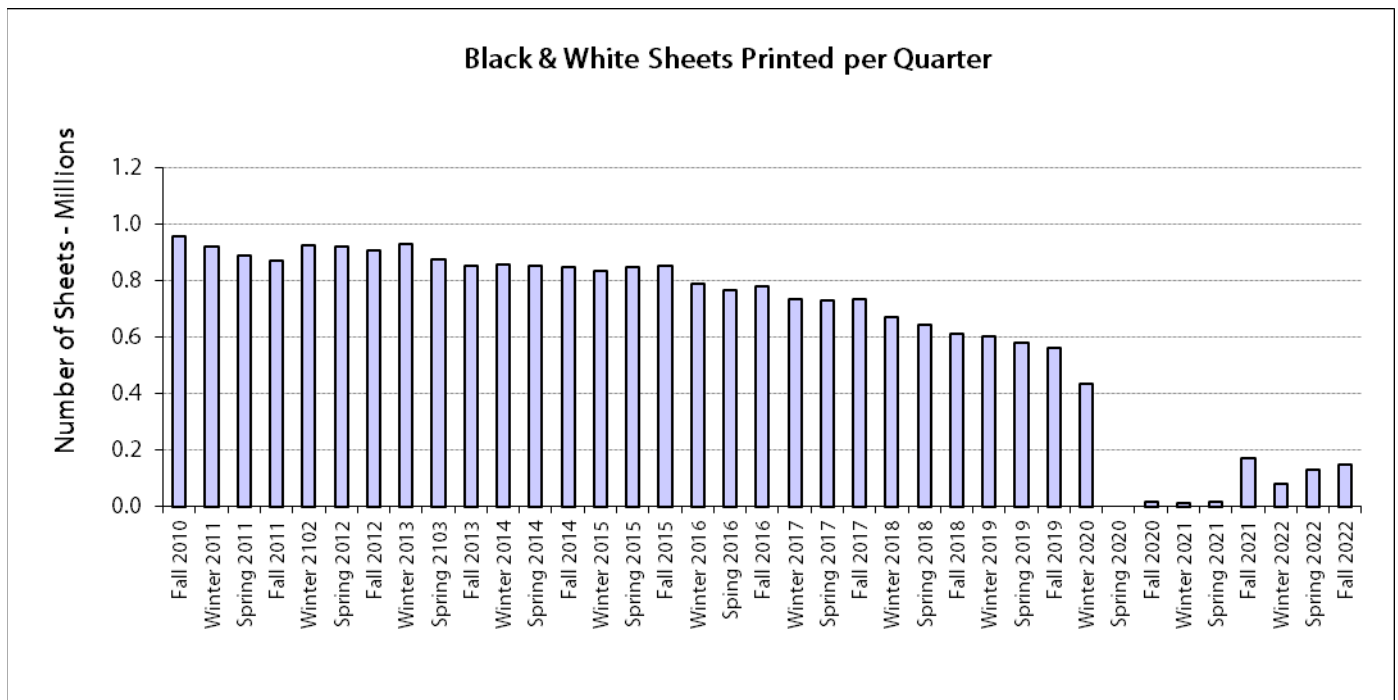
The IET Virtual Lab was used 4,603 times by 928 unique clients. Both are a large drop from the COVID pandemic level of use, which was expected since class sessions met in-person instead of using the Virtual Lab.



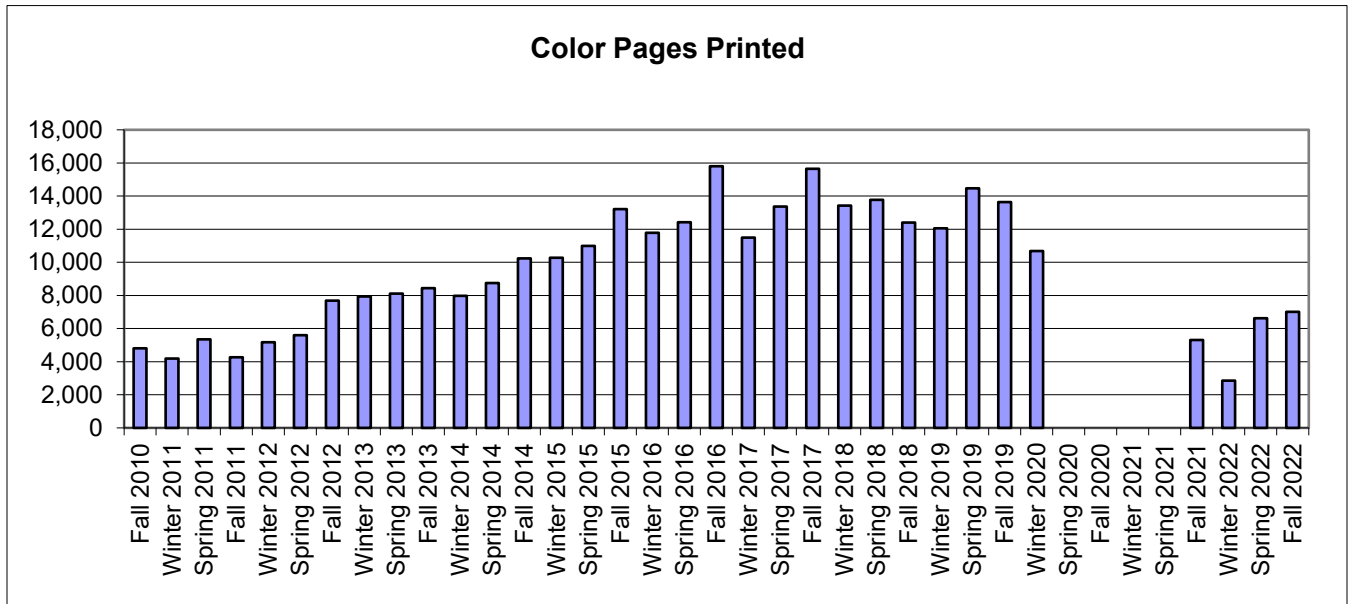
There were 1,494 denied connections to the virtual lab since there were no free stations. Most denied connections were during the day when there are only very limited number for computers available.

## Printing

The total sheets printed in Fall 2022 was 148,543. This was a slight increase from Spring 2022, but still much lower than pre-pandemic amounts.



There were 6,999 color pages printed. This is a slight increase from last year, but much lower than pre-pandemic amounts.



There were 21,136 wireless print jobs, a huge increase from pre-pandemic use. There were 3,865 unique clients who printed through the wireless printing system. The increase is likely due to the self-serve wireless printing added to the MU Lounge and Shields Basement over Summer 2021.

